


M/s Kosmopolitan Securities (Private) Limited


Statement of Net Capital Balance prepared for the purpose for the purpose of sub clause 4 of clause 6 of the Securities Brokers (Licensing and Operations) Regulations, 2016.

As at 30 November, 2019

DESCRIPTION	VALUATION BASIS	RUPEES
<u>CURRENT ASSETS</u>		
1 Cash in hand	As per book value	453,916
Cash at Banks	As per book value	61,295,524
2 Trade Receivables	As per book value	-
3 Investment in listed securities in the name of broker	Securities on the exposure list marked to market less 15% discount	1,541,963
4 Securities purchased for customers	Securities purchased for the customer and held by the broker where the payment has not been received within fourteen days	-
5 Listed TFCs/Corporate Bonds of not less than BBB grade assigned by a credit rating Company in Pakistan	Marked to Market less 10% discount	-
6 FIBs	Marked to Market less 5% discount	-
7 Treasury Bill	At Market value	-
	Sub-total	63,291,403
<u>CURRENT LIABILITIES</u>		
1 Trade Payable	Book Value less those overdue for more than 30 days	-
2 Other liabilities	As classified under the generally accepted accounting principles	81,759
	Sub-total	81,759
		81,759
		63,209,644

Net capital Balance allocated to Paksitan Stock Exchange Limited - 30 November, 2019


CHIEF EXECUTIVE


Authorized Officer

M/s Kosmopolitan Securities (Private) Limited

Statement of Net Liquid Capital Balance prepared for the purpose for the purpose of sub clause 4 of clause 6 of the Securities Brokers (Licensing and Operations) Regulations, 2016.

As at 30 November, 2019

RUPEES

DESCRIPTION	VALUATION BASIS	Hair cut/ Adjustments	Net Adjusted Value
1 Assets			
1.1 Property & Equipment	Balance Sheet Value net of depreciation	100% of net value	NIL
1.2 Intangible Assets	Balance Sheet Value net of amortization	100% of net value	NIL
1.3 Investment in Govt securities	Balance Sheet Value	Sale value on the date on the basis of PKRV published by NIFT	-
1.4 Investment in debt securities	Balance Sheet Value net of any provision	If listed than i. 5% of the balance sheet value in the case of tenure upto 1 year ii. 7.5% of the balance sheet value, in the case of tenure from 1 -3 years iii. 10% of the balance sheet value, in the case of tenure of more than 3 years. If unlisted than i. 10% of the balance sheet value in the case of tenure upto 1 year ii. 12.5% of the balance sheet value, in the case of tenure from 1-3 years iii. 15% of the balance sheet value, in the case of tenure of more than 3 years.	-
1.5 Investment in equity securities	Balance Sheet Value net of any provision	i. If listed 15% or VaR of each securities on the cutoff date as computed by the Securities Exchange for respective securities whichever is higher ii. If unlisted, 100% of carrying value	1,541,963
1.6 Investment in subsidiaries	Balance Sheet Value net of any provision	100% of net value	NIL
1.7 Investment in associated companies/ undertaking	Balance Sheet Value net of any provision	i. If listed 20% or VaR of each securities as computed by the Securities Exchange for respective securities whichever is higher ii. If unlisted, 100% of net value	-
1.8 Statutory or regulatory deposits basic deposits with exchanges, clearing house or central depository or any other entity	Balance Sheet Value	100% of net value	NIL
1.9 Margin deposits with exchange and clearing house	Balance Sheet Value	NIL	-
1.10 Deposit with authorized intermediary against borrowed securities under SLB	Balance Sheet Value	NIL	-
1.11 Other deposits and prepayments	Balance Sheet Value	100% of carrying value	NIL
1.12 Accrued interest, profit or markup on amounts placed with financial institutions or debt	Balance Sheet Value	NIL 100% in respect of markup accrued on loans to directors, subsidiaries and other	-


	securities etc.		related parties	
1.13	Dividends receivables	Balance Sheet Value	NIL	-
1.14	Amount receivable against Repo financing	Balance Sheet Value	Amount paid as purchaser under the REPO agreement. Securities purchased under repo arrangement shall not be included in the investments	-
1.15	Receivables other than trade receivables	Balance Sheet Value	100% of net value	-
1.16	Receivables from clearing house or securities exchanges(s)	Balance Sheet Value	100% value of claims other than those on account of entitlements against trading of securities in all markets including MtM gains	-
1.17	Receivables from Customers	Balance Sheet Value net of any provision	<p>i. In case receivables are against margin financing, the aggregate of (i) value of securities held in the blocked account after applying VAR based Haircut, (ii) cash deposited as collateral by the finonee (iii) market value of any securities deposited as collateral after applying VaR based haircut</p> <p>ii. In case receivables are against margin trading, 5% of the net balance sheet value</p> <p>iii. In case receivables are against securities borrowings under SLB, the amount paid to NCCPL as collateral upon entering into contract,</p> <p>iv. In case of other trade receivables not more than 5 days overdue, 0% of the net balance sheet value</p> <p>v. In case of other trade receivables are overdue, or 5 days or more, the aggregate of (1) the market value of securities purchased for customers and held in sub-accounts after applying VAR based haircuts, (ii) cash deposited as collateral by the respective customer and (iii) the market value of securities held as collateral after applying VaR based haircuts</p> <p>vi. 100% haircut in the case of amount receivable from related parties</p>	-
1.18	Cash and bank Balances	<p>i. Bank balance - Proprietary account</p> <p>ii. Bank balance - Customer accounts</p> <p>iii. Cash in hand</p>	NIL	<p>61,295,524</p> <p>-</p> <p>453,916</p>
1.19	Total Assets	Balance Sheet Value		63,291,403
2	Liabilities			
2.1	Trade payables	<p>i. Payable to exchanges and clearing house</p> <p>ii. Payable against leveraged market products</p> <p>iii. Payable to customers</p>	NIL	-
2.2	Current Liabilities	<p>i. Statutory and regulatory dues</p> <p>ii. Accruals and other payables</p> <p>iii. Short-term borrowings</p> <p>iv. current portion of subordinated loans</p> <p>v. Current portion of long-term liabilities</p>	NIL	<p>81,759</p> <p>-</p> <p>-</p> <p>-</p>


	vi. Deferred liabilities vii. Provision for bad debts viii. Provision for taxation ix. other liabilities as per accounting principles and included in the financial statements		
2.3 Non Current Liabilities	i. Long-term financing ii. Staff retirement benefits iii. other liabilities as per accounting principles and included in the financial statements	NIL	
2.4 Subordinated Loans	Balance Sheet Value	100% of Subordinated loans which fulfill the conditions specified by SECP are allowed to be deducted	
2.5 Total Liabilities	Balance Sheet Value		81,759
3 Ranking Liabilities relating to			
3.1 Concentration in margin financing	NIL	The amount calculated client-to-client basis by which any amount receivable from any of the financees exceed 10% of the aggregate of amounts receivable from total financees	
3.2 Concentration in securities lending and borrowing	NIL	The amount by which the aggregate of (i) amount deposited by the borrower with NCCPL, (ii) cash margins paid and (iii) the market value of securities pledged as margins exceed the 110% of the market value of shares borrowed	
3.3 Net underwriting Commission	NIL	(a) in the case of rights issue: if the market value of securities is less than or equal to the subscription price, the aggregate of (i) the 50% of Haircut multiplied by the underwriting commitments and (ii) the value by which the underwriting commitment exceeds the market price of the securities. In case of rights issue where the market price of securities is greater than the subscription price, 5% of the Haircut multiplied by the net underwriting commitment (b) in any other case: 12.5% of the net underwriting commitments	
3.4 Negative equity of subsidiary	NIL	The amount by which the total assets of the subsidiary (excluding any amount due from the subsidiary) exceed the total liabilities of the subsidiary	

3.5	Foreign exchange agreements and foreign currency position	NIL	5% of the net position in foreign currency. Net position in foreign currency means the difference of total assets denominated in foreign currency less total liabilities denominated in foreign currency	-
3.6	Amount payable under REPO	Balance sheet value	Carrying value	-
3.7	Repo adjustment	NIL	In the case of financier/ purchaser the total amount receivable under Repo less the 110% of the market value of underlying securities. In the case of financee/ seller the market value of underlying securities after applying haircut less the total amount received, less value of any securities deposited as collateral by the purchaser after applying haircut less any cash deposited by the purchaser	-
3.8	Concentrated proprietary positions	NIL	If the market value of any security is between 25% and 51% of the total proprietary positions then 5% of the value of such security. If the market value of a security exceeds 51% of the proprietary position, then 10% of the value of such security	-
3.9	Opening Positions in	NIL	i. In case of customer positions, the total margin requirements in respect of open positions less the amount of cash deposited by the customer and the value of securities held as collateral/ pledged with securities exchange after applying VaR haircuts ii. In case of proprietary positions, the total margin requirements in respect of open positions to the extent not already met	-
3.10	Short sell positions	NIL	i. In case of customer positions, The market value of shares sold short in ready market on behalf of customers after increasing the same with the VaR based haircuts less the cash deposited by the customer as collateral and the value of securities held as collateral after applying VAR based Haircuts ii. In case of proprietary positions, the market value of shares sold short in ready market and not yet settled increased by the amount of VAR based haircut less the value of securities pledged as collateral after applying haircuts	-
3.11	Total Ranking Liabilities			-

Calculation Summary of Liquid Capital

(i) Adjusted value of Assets	63,291,403
(ii) Less: Adjusted value of liabilities	81,759
(iii) Less: Total ranking liabilities	-


 CHIEF EXECUTIVE/ COMPANY SECRETARY


 AUTHORIZED OFFICER